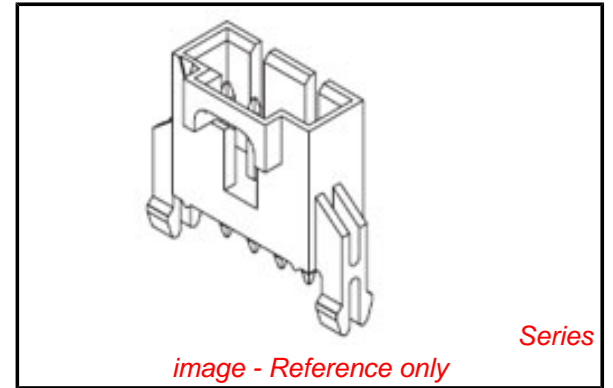


PLEASE CHECK WWW.MOLEX.COM FOR LATEST PART INFORMATION

Part Number: [0705410044](#)
Status: **Active**
Overview: [cgrid_sl_products](#)
Description: 2.54mm (.100") Pitch SL™ Header, Single Row, Vertical, .120" Pocket, Shrouded, with Beveled Plastic Peg, 10 Circuits, 0.38µm (15µ") Gold (Au) Selective Plating, Tin (Sn) PC Tail Plating

Documents:

3D Model	Product Specification PS-70400 (PDF)
Packaging Specification (PDF)	Product Specification PS-70541 (PDF)
Drawing (PDF)	RoHS Certificate of Compliance (PDF)



Agency Certification

CSA	LR19980
UL	E29179

General

Product Family	PCB Headers
Series	70541
Application	Wire-to-Board
Overview	cgrid_sl_products
Product Name	SL™

Physical

Breakaway	No
Circuits (Loaded)	10
Circuits (maximum)	10
Color - Resin	Black
Durability (mating cycles max)	50
First Mate / Last Break	No
Flammability	94V-0
Glow-Wire Compliant	No
Guide to Mating Part	No
Keying to Mating Part	None
Lock to Mating Part	Yes
Material - Metal	Brass, Phosphor Bronze
Material - Plating Mating	Gold
Material - Plating Termination	Tin
Material - Resin	High Temperature Thermoplastic
Number of Rows	1
Orientation	Vertical
PC Tail Length (in)	0.130 In
PC Tail Length (mm)	3.30 mm
PCB Locator	Yes
PCB Retention	Yes
PCB Thickness Recommended (in)	0.062 In
PCB Thickness Recommended (mm)	1.60 mm
Packaging Type	Tube
Pitch - Mating Interface (in)	0.100 In
Pitch - Mating Interface (mm)	2.54 mm
Plating min: Mating (µin)	15
Plating min: Mating (µm)	0.375
Plating min: Termination (µin)	75
Plating min: Termination (µm)	1.875
Polarized to Mating Part	Yes
Shrouded	Fully

EU RoHS

ELV and RoHS Compliant
REACH SVHC
 Not Reviewed
Halogen-Free
Status
Not Reviewed

China RoHS



Need more information on product environmental compliance?

Email productcompliance@molex.com
 For a multiple part number RoHS Certificate of Compliance, [click here](#)

Please visit the [Contact Us](#) section for any non-product compliance questions.

Search Parts in this Series

[70541Series](#)

Mates With

[SL™ Crimp Housing 70066](#) , [70430](#) , [70400](#)

Stackable	No
Surface Mount Compatible (SMC)	Yes
Temperature Range - Operating	-40°C to +105°C
Termination Interface: Style	Through Hole

Electrical

Current - Maximum per Contact	3A
Voltage - Maximum	250V

Solder Process Data

Duration at Max. Process Temperature (seconds)	3
Lead-free Process Capability	Wave Capable (TH only)
Max. Cycles at Max. Process Temperature	1
Process Temperature max. C	260

Material Info

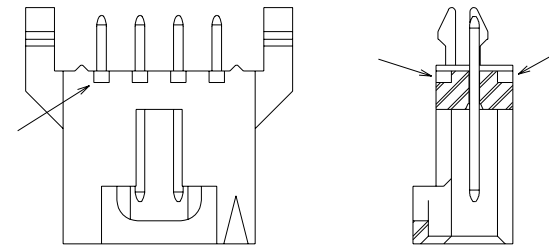
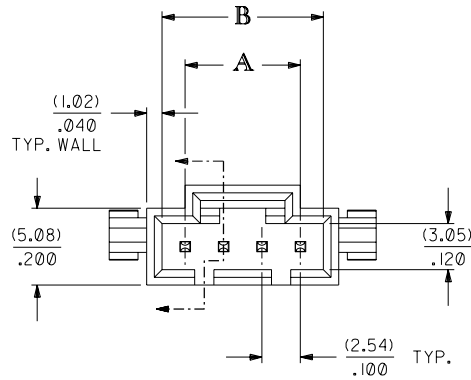
Reference - Drawing Numbers

Packaging Specification	PK-70873-0014
Product Specification	PS-70400, PS-70541
Sales Drawing	SDA-70541-****

This document was generated on 05/24/2010

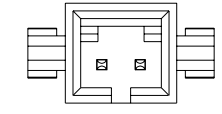
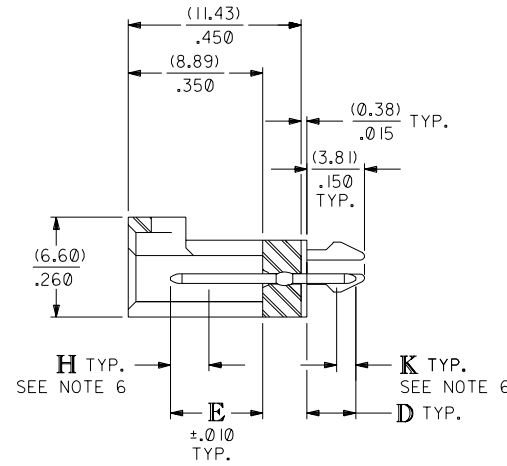
PLEASE CHECK WWW.MOLEX.COM FOR LATEST PART INFORMATION

SL VERTICAL HEADER
W/LATCH & SPLIT PEGS

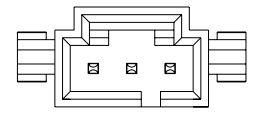


**ALTERNATIVE CORING
MANUFACTURER'S OPTION**

CKT. SIZE	DIM. "A"		DIM. "B"	
	MM	IN.	MM	IN.
2	2.54	.100	5.33	.210
3	5.08	.200	8.13	.320
4	7.62	.300	10.67	.420
5	10.16	.400	13.21	.520
6	12.70	.500	15.75	.620
7	15.24	.600	18.29	.720
8	17.78	.700	20.83	.820
9	20.32	.800	23.37	.920
10	22.86	.900	25.91	1.020



2 CIRCUIT



3 CIRCUIT

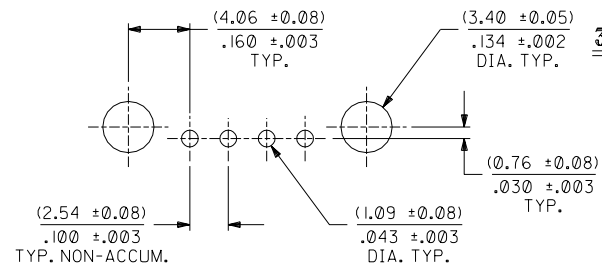
NOTES:

1. HEADER MATERIAL: GLASS FILLED POLYESTER; UL94V-0; COLOR: BLACK
PIN MATERIAL: PHOSPHOR BRONZE
2. HEADER TO BE USED WITH OPTION "G" 70400 AND 70430 SERIES SL CONNECTORS.
3. REFER TO MOLEX PRODUCT SPECIFICATION PS-70541.
4. STANDARD PACKAGING PER PK-70873-0014.
5. DIMENSIONS WITHOUT TOLERANCE ARE SHOWN FOR REFERENCE ONLY.
6. MEASURE POINT FOR PLATING THICKNESS.

PLATING:

- TIN - .000150 MINIMUM TIN PLATE OVER .000050 MINIMUM NICKEL PLATE.
- 15 GOLD - .000015 MINIMUM GOLD PLATE IN SELECT AREA, .000075 MINIMUM TIN PLATE IN SELECT AREA, OVER .000050 MINIMUM NICKEL PLATE OVERALL.
- 30 GOLD - .000030 MINIMUM GOLD PLATE IN SELECT AREA, .000075 MINIMUM TIN PLATE IN SELECT AREA, OVER .000050 MINIMUM NICKEL PLATE OVERALL.

*THE PRIMARY SHIPPING CARTON WILL BE LABELED "COMPLIANT TO ROHS DIRECTIVE 2002/95/EC AND ELV ANNEX II OF DIRECTIVE 2000/53/EC". CARTONS WITHOUT THIS LABEL MAY CONTAIN PRODUCT WITH LEAD.



RECOMMENDED PC BOARD LAYOUT

(FOR USE WITH (1.57)/.062 THICK BOARD)

ADDED TOLERANCES PER UDT2001-0723 JRWILLIAMS 01/04/26		DIMENSIONS SHOWN (METRIC) INCH UNLESS OTHERWISE SPECIFIED TOLERANCES: ANGULAR ± 1/2°		▽ = 0 ▼ = 0 REVISE ONLY ON CAD SYSTEM	
MODIFIED HOUSING MATERIAL CALLOUT ECN# UDT1999-0869 DMORGAN 99/04/23		3 PLACE ±.005 INCH METRIC 2 PLACE ±.01 ±0.13 1 PLACE ±0.25		TITLE SALES ASSY, SL VERTICAL HEADER W/LATCH & SPLIT PEGS (2.54)/.100 CENTERS	
LEAD FREE UCP2004-1769 RWHITE 04/03/25		DRAFT WHERE APPLICABLE MUST REMAIN WITHIN DIMENSIONS		SHEET NO. DATE U.S.A. 1 OF 2 09/22/87	
LTR. REVISIONS		DRG. BY: AAB CHK'D. BY: MJM APP'D. BY: WAZ SCALE: 4 : 1		PART NO. FILE NAME: S70541X1 THIS DRAWING CONTAINS INFORMATION THAT IS PROPRIETARY TO MOLEX INC. AND SHOULD NOT BE USED WITHOUT WRITTEN PERMISSION.	
LTR. REVISIONS		MCFARLAN 97/4/23		DRWG. NO. SDA-70541-****	
LTR. REVISIONS		MCFARLAN 97/4/23		DIV. SIZE DA C	

CIRCUIT SIZE	ASSEMBLY ITEM NUMBER 70541	MANUFACTURE RELEASE STATUS	D REF.	E ± .010	CONNECTOR END PLATING		P.C. BOARD END PLATING	
					TYPE	H MEAS.	TYPE	K MEAS.
2-10	-0001-0009	R.F.M.	(3.30)	(6.10)	TIN	(2.54)	TIN	(1.27)
11-25	-0010-0024		.130	.240		.100		.050
2-10	-0036-0044	R.F.M.	(3.30)	(6.10)	15 GOLD	(2.54)	TIN	(1.27)
11-25	-0045-0059		.130	.240		.100		.050
2-10	-0071-0079	R.F.M.	(3.30)	(6.10)	30 GOLD	(2.54)	TIN	(1.27)
11-25	-0080-0094		.130	.240		.100		.050
2-10	-0176-0184	R.F.M.	(3.30)	(6.10)	TIN	(2.54)	TIN	(1.27)
			.130	.240		.100		.050

CIRCUIT SIZE	ASSEMBLY ITEM NUMBER	ASSEMBLY ITEM NUMBER	ASSEMBLY ITEM NUMBER	ASSEMBLY ITEM NUMBER	ASSEMBLY ITEM NUMBER	ASSEMBLY ITEM NUMBER
2	70541-0001	70541-0036	70541-0071			
3	70541-0002	70541-0037	70541-0072			
4	70541-0003	70541-0038	70541-0073			70541-0178
5	70541-0004	70541-0039	70541-0074			
6	70541-0005	70541-0040	70541-0075			
7	70541-0006	70541-0041	70541-0076			
8	70541-0007	70541-0042	70541-0077			
9	70541-0008	70541-0043	70541-0078			
10	70541-0009	70541-0044	70541-0079			
11	X 70541-0010	X 70541-0045	X 70541-0080			
12	X 70541-0011	X 70541-0046	X 70541-0081			
13	X 70541-0012	X 70541-0047	X 70541-0082			
14	X 70541-0013	X 70541-0048	X 70541-0083			
15	X 70541-0014	X 70541-0049	X 70541-0084			
16	X 70541-0015	X 70541-0050	X 70541-0085			
17	X 70541-0016	X 70541-0051	X 70541-0086			
18	X 70541-0017	X 70541-0052	X 70541-0087			
19	X 70541-0018	X 70541-0053	X 70541-0088			
20	X 70541-0019	X 70541-0054	X 70541-0089			
21	X 70541-0020	X 70541-0055	X 70541-0090			
22	X 70541-0021	X 70541-0056	X 70541-0091			
23	X 70541-0022	X 70541-0057	X 70541-0092			
24	X 70541-0023	X 70541-0058	X 70541-0093			
25	X 70541-0024	X 70541-0059	X 70541-0094			

X IN COLUMN UNDER *ASSEMBLY ITEM NUMBER *HEADING DENOTES TOOLING NOT AVAILABLE

DIMENSIONS SHOWN (METRIC) INCH UNLESS OTHERWISE SPECIFIED TOLERANCES: ANGULAR ± 1/2°		▽ = 0 ▼ = 0 REVISE ONLY ON CAD SYSTEM	
INCH METRIC		TITLE SALES ASSY, SL VERTICAL HEADER W/LATCH & SPLIT PEGS (2.54)/.100 CENTERS	
3 PLACE ± .005	± 0.13	MOLEX INCORPORATED SHEET NO. DATE U.S.A. 2 09/22/87	
2 PLACE ± .01	± 0.25	PART NO. DRWG. NO. SEE CHART SDA-70541-****	
DRAFT WHERE APPLICABLE MUST REMAIN WITHIN DIMENSIONS		FILE NAME DIV. SIZE S70541X2 MOLEX INC. AND SHOULD NOT BE USED WITHOUT WRITTEN PERMISSION DA C	
DRWG. BY AAB	CHK'D. BY AAB		
APP'D. BY WAZ	SCALE :		
LTR. REVISIONS	LTR. REVISIONS		